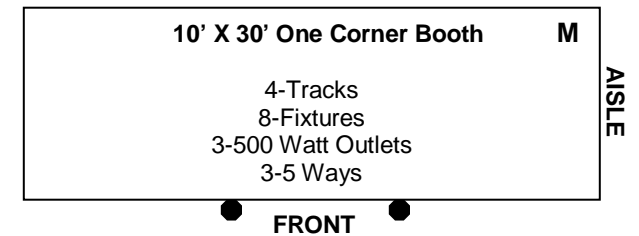
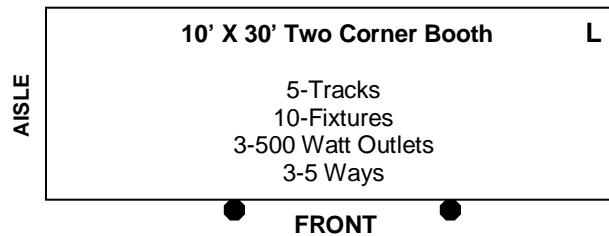
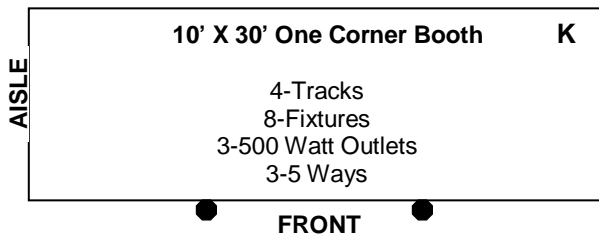
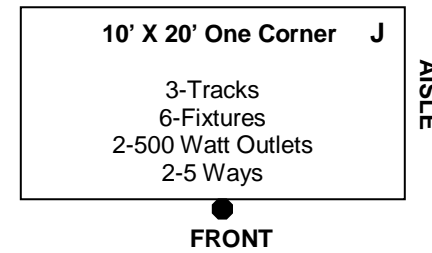
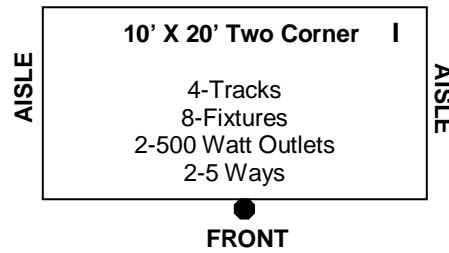
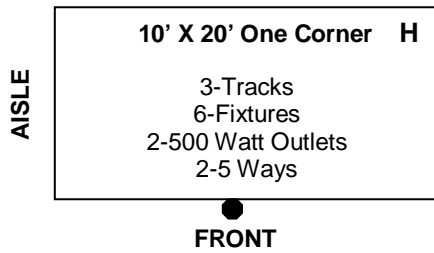
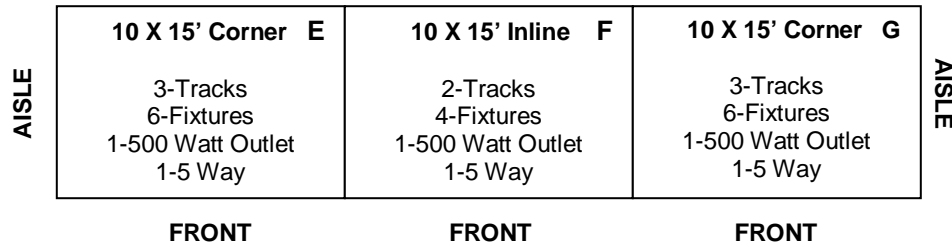
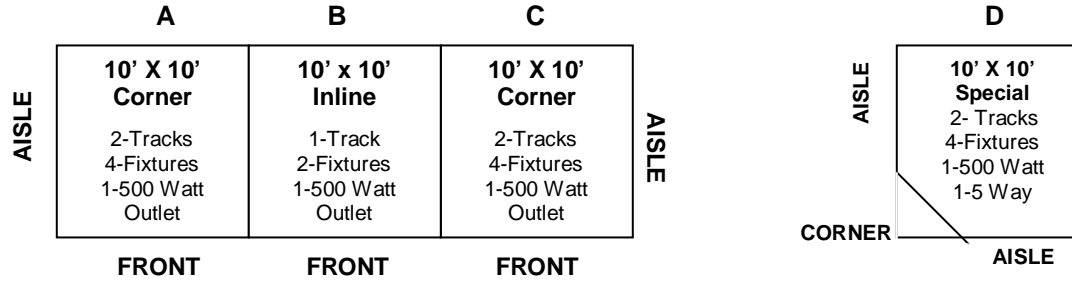


GemHall Booth/Ballroom Package Diagrams

Please select the diagram that **matches** your GES steel layout for your booth. Place an "X" indicating placement of the **center** of your 4' track(s).
Note: (1) Track cannot be installed at a support post. (2) Track will be centered on crossbar unless indicated differently on this diagram.
You need to return BOTH *this diagram* and the *bulb selection form*.

GemHall/Ballroom Package Diagrams

GemHall/Ballroom Package Diagrams



Booth Name _____ Booth # _____ Phone# _____ Fax# _____

Contact Name _____ Email address: _____

My booth is a GES Hardwall booth: Yes No

Fax: (520) 623-3401

Commonwealth Electric Company

Phone: (520) 623-2155